

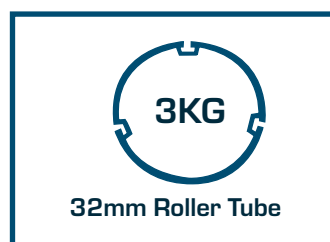
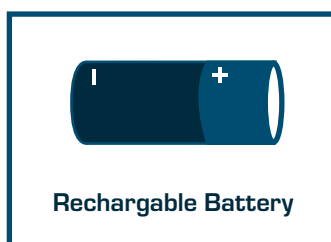

ELLARD MOTORS

Note: Solarglide will always offer you the best motor for your individual requirements onboard. We are here to help.

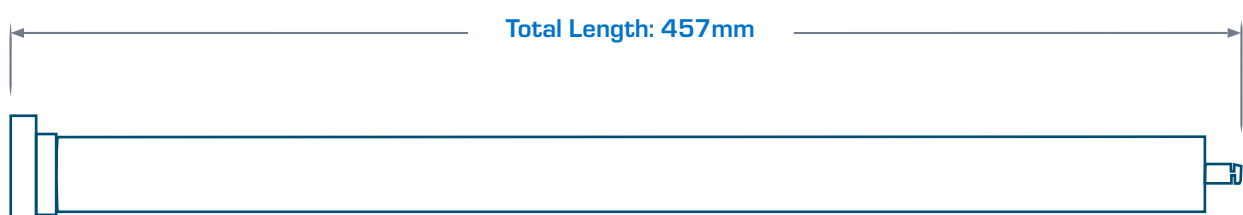
22mm Motor Option

A 22mm diameter battery operated tubular motor with adapters to fit industry standard 32mm roller tube. Soft, quiet and complete wireless control of roller blinds. Available in both Bidirectional and Unidirectional.

- Three step easy programming
- Soft closure at end limit stops preventing damage to fabric
- Bi-directional wireless controls
- Powerful 0.5Nm motor torque
- Endless electronic limits
- Rechargeable lithium battery.
- Up to 300 complete open & close cycles per charge lasts approx. 6/8 months before recharging
- Supplied with 32mm adaptors
- Motor length only 457mm
- Home Hub Compatible
- Ergonomic hand and wall mounted controls



VOLTAGE	TORQUE	SPEED	POWER	CURRENT	DIAMETER
8.4V DC	0.5 Nm	21 RPM	10 WATTS	1.3 AMPS	22 mm





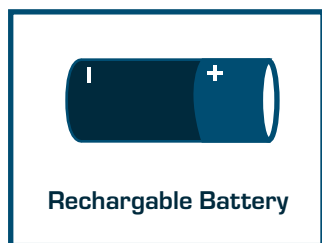
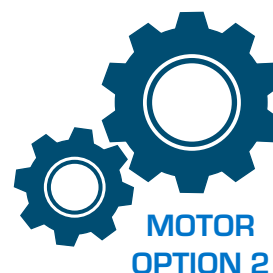
ELLARD MOTORS

Note: Solarglide will always offer you the best motor for your individual requirements onboard. We are here to help.

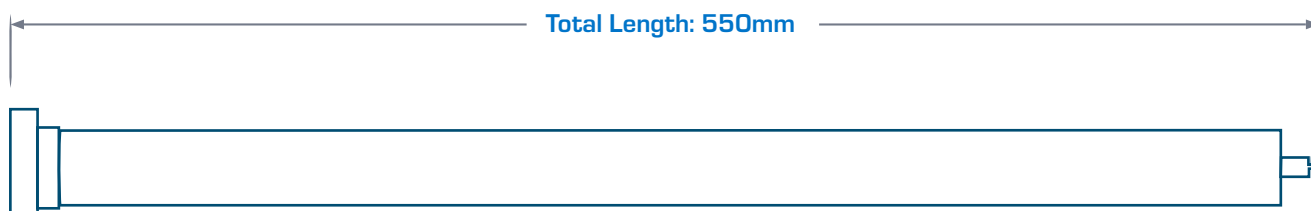
25mm Motor Option

A powerful 25mm diameter battery operated tubular motor with adapters to fit industry standard 40mm and 45mm roller tubes. Soft, quiet, powerful and complete wireless control of roller blinds. Available in both Bidirectional and Unidirectional.

- Three step easy programming
- Soft closure at end limit stops preventing damage to fabric
- Bi-directional wireless controls
- Powerful 1.1Nm motor torque
- Smooth fast 40rpm motor speed
- Three speed variations
- Endless electronic limits
- Rechargeable lithium battery.
- Up to 300 complete open & close cycles charge lasting approx. 6/8 months before recharging
- Supplied with 40 mm adaptors
- Motor length only 550mm
- Home Hub Compatible
- Ergonomic hand and wall mounted controls



VOLTAGE	TORQUE	SPEED	POWER	CURRENT	DIAMETER
12V DC	1.1 Nm	40 RPM	12 WATTS	1 AMPS	25 mm





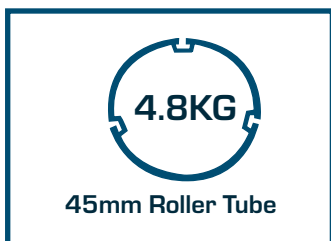

ELLARD MOTORS

Note: Solarglide will always offer you the best motor for your individual requirements onboard. We are here to help

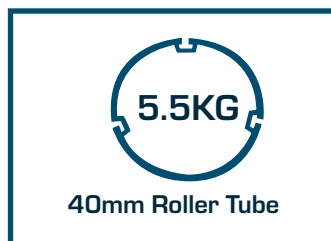
1.5 Series Option

Hardwired Motor 1.5 series is a powerful 25mm diameter tubular motor with adapters to fit industry standard 40mm and 45mm roller tubes. Very powerful motor with built in wireless control. Unidirectional only.

- **Mains voltage 240v**
- **Uni Directional**
- **Wireless radio control**
- **Powerful 1.5Nm motor torque**
- **Fast 32rpm operating speed**
- **Endless electric grids**
- **Three speed settings**
- **Motor length 450mm**
- **Adaptors for 40/45mm roller tube**
- **Separate remote needed from battery operated motor**
- **Ergonomic hand and wall mounted controls**



45mm Roller Tube

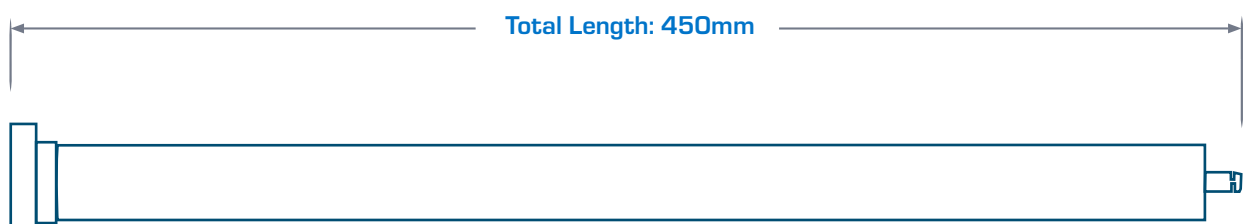


40mm Roller Tube



Built-In Receiver

VOLTAGE	TORQUE	SPEED	POWER	CURRENT	DIAMETER
24V DC	1.5 Nm	32 RPM	10 WATTS	1 AMPS	25 mm



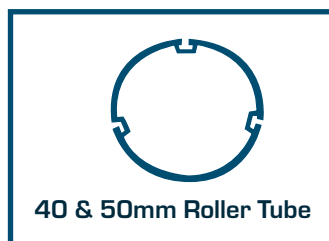
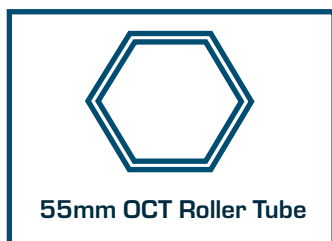

ELLARD MOTORS

Note: Solarglide will always offer you the best motor for your individual requirements onboard. We are here to help.

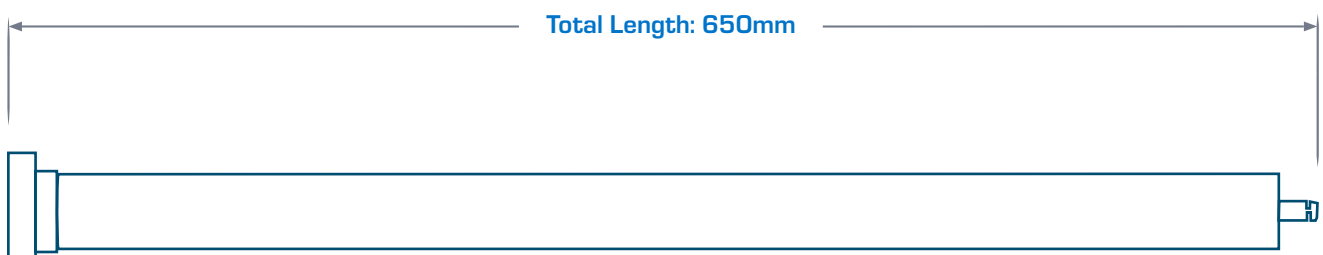
3000 Series Option

3000 Series motor range 35mm diameter with built in battery and wireless control for roller tubes from 40mm round. Unidirectional only.

- **230v motor power**
- **Uni directional wireless control**
- **Fast 28rpm motor speed**
- **Powerful 3Nm motor torque**
- **Built in Lithium battery**
- **Motor Length 650mm**
- **Separate remote needed from battery operated motors**



VOLTAGE	TORQUE	SPEED	POWER	CURRENT	DIAMETER
230Vac	3 Nm	28 RPM	155 WATTS	0.67 AMPS	35 mm




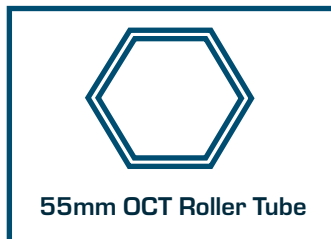
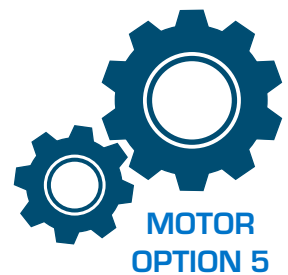
ELLARD MOTORS

Note: Solarglide will always offer you the best motor for your individual requirements onboard. We are here to help.

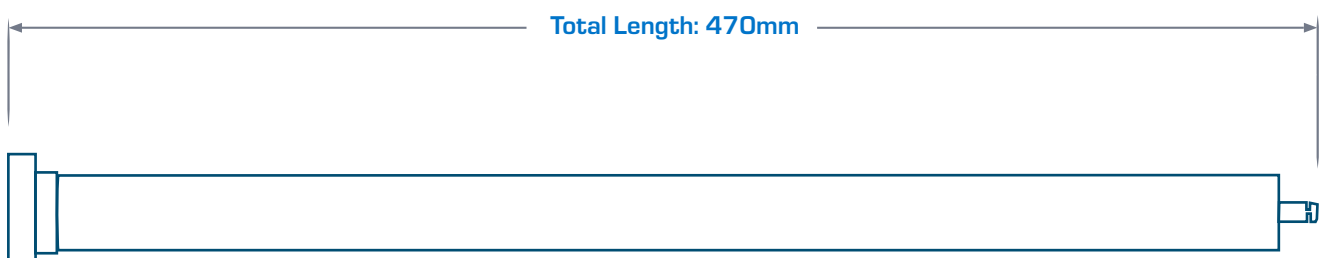
Mechanical 3000 Series Option

3000 Series motor range 35mm diameter with built in battery and wireless control for roller tubes from 40mm round. Unidirectional only.

- **Mains voltage 230v**
- **Fast 28rpm motor speed**
- **Powerful 3Nm motor torque**
- **Motor Length 470mm**
- **Mechanical limits**
- **Built in Lithium battery**



VOLTAGE	TORQUE	SPEED	POWER	CURRENT	DIAMETER
230 Vac	3 Nm	28 RPM	155 WATTS	67 AMPS	35 mm






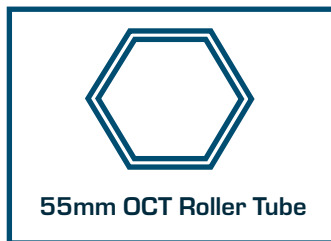

ELLARD MOTORS

Note: Solarglide will always offer you the best motor for your individual requirements onboard. We are here to help.

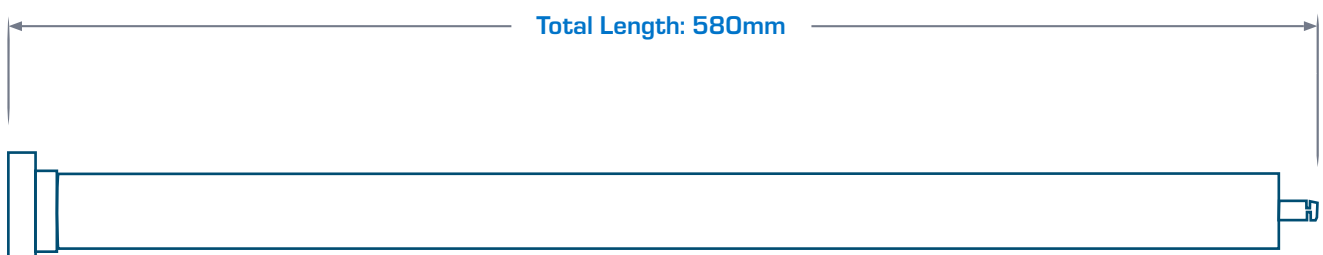
6000 Series

3000 Series motor range 35mm diameter with built in battery and wireless control for roller tubes from 40mm round. Unidirectional only.

- **Mains voltage 240v**
- **Uni Directional**
- **Wireless radio control**
- **Powerful 6Nm motor torque**
- **Fast 28rpm operating speed**
- **Three speed settings**
- **Motor length 580mm**
- **Separate remote needed from battery operated motor**



VOLTAGE	TORQUE	SPEED	POWER	CURRENT	DIAMETER
230 Vac	6 Nm	28 RPM	0.98 WATTS	0.43 AMPS	35 mm





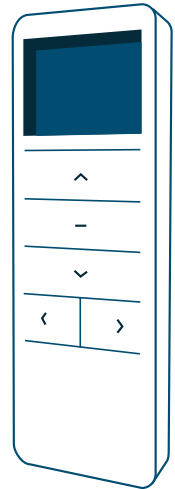
BIDIRECTIONAL TRANSMITTERS

1 Channel Transmitter

- Operate up to 20 blinds per channel
- Changeable frequency to unidirectional

15 Channel Transmitter


- Operate up to 20 blinds per channel
- Delete unwanted channels
- Changeable frequency to unidirectional



ACCESSORIES

Solar Panel

- For internal use (405mm x 54mm)
- Supplied with 2 x 3m self adhesive pads
- Connected directly to the BM25.2010mm motor or rechargeable battery pack



Chargers

- We supply 3 different chargers, one for each type of battery motor

Motor Adaptors

55mm:

- Mains powered motors 45mm
- Adaptors to suit 50 to 102mm motors

45mm:

- Mains powered motors 35mm
- Adaptors to suit 40 to 53mm motors

40mm:

- Battery powered motors
- Adaptors to suit 32, 40 and 45mm roller tubes

